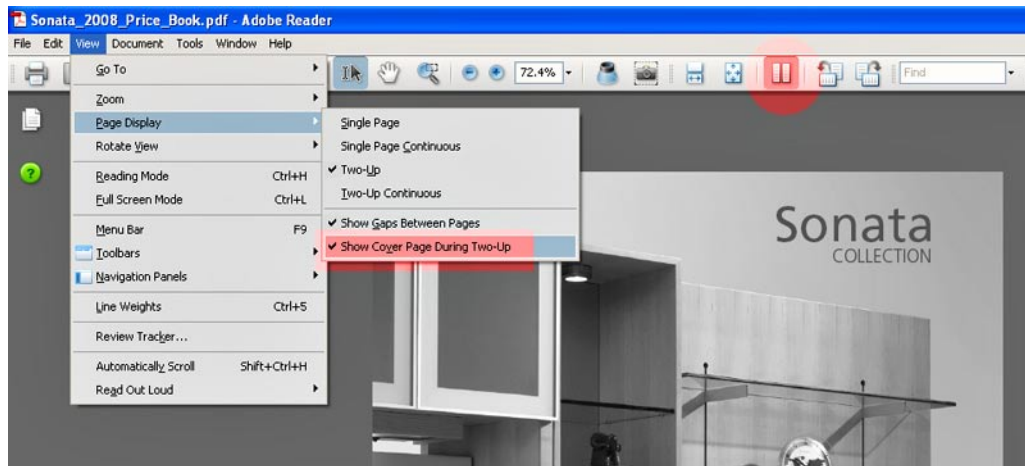

Optimal Viewing & Printing of ARK PDF Literature


Viewing PDF literature with Adobe Reader 8

- To be sure facing pages are correctly oriented, select “Two-up” and “Show Cover Page During Two-up” from the “View” menu.
- Access these menu option from the stand-alone version of Acrobat Reader 8 on your computer. After you select these options, close Acrobat Reader 8. The page should display correctly the next time the file is viewed from within your browser.



Viewing PDF literature with Adobe Reader 7

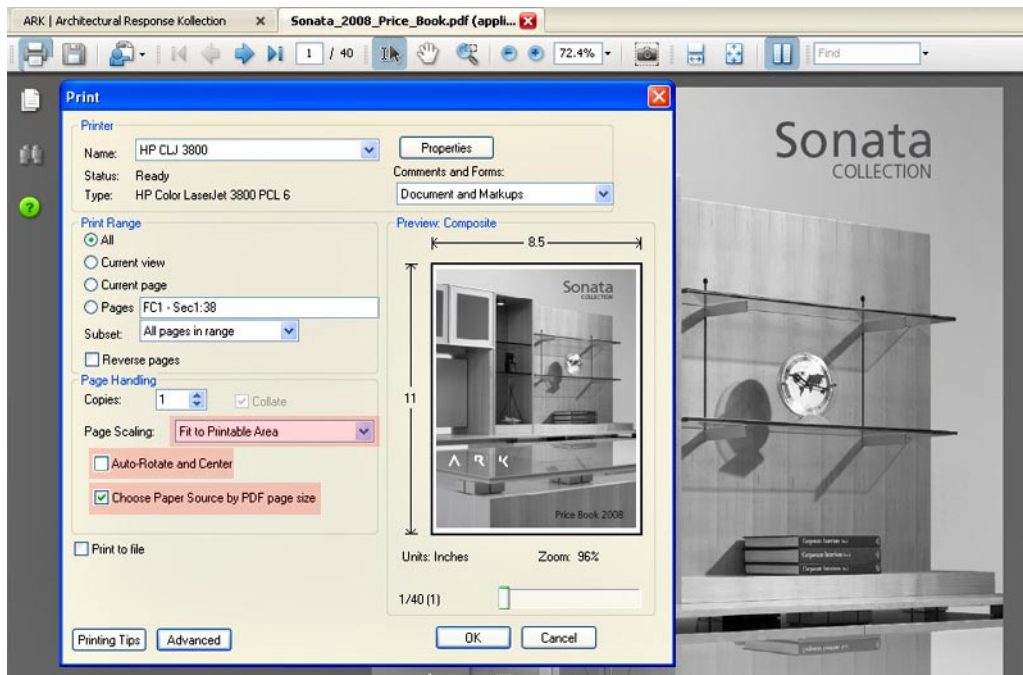
- To be sure facing pages are correctly oriented, click the “Facing Pages” icon on the page display toolbar



Printing PDF literature

Price Books

- If available with your printer, printing on both sides saves paper and leaves the page structure in place.
- Printing price books in grayscale will provide a higher quality print.
- Set "Fit to Printable Area"
- Uncheck "Auto-Rotate and Center"
- Check "Choose Paper Source by PDF Page Size"



Color Brochures

- Print the color brochures on the highest setting your printer allows.
- Print on one side of the sheet only
- Set "Fit to Printable Area"
- Check "Auto-Rotate and Center"
- Uncheck "Choose Paper Source by PDF Page Size"

